

October 14, 2024



# Jasper Therapeutics: Preliminary SPOTLIGHT Results

NASDAQ: JSPR

# Safe Harbor Statements

## Forward-Looking Statements

This investor presentation and any accompanying oral presentation (together, this “Presentation”) contain forward-looking statements. All statements other than statements of historical fact contained in this Presentation, including statements regarding the future opportunities and prospects of Jasper Therapeutics, Inc. (together with its subsidiary, “Jasper” or the “Company”), including milestones, potential regulatory filings and the anticipated timing thereof, patient enrollment, future timelines, business strategy, and plans and objectives for future operations, are forward-looking statements. Jasper has based these forward-looking statements on its estimates and assumptions and its current expectations and projections about future events. These forward-looking statements are subject to a number of risks, uncertainties and assumptions, including those contained in the “Risk Factors” section of the Company’s Annual Report on Form 10-K for the year ended December 31, 2023, Quarterly Reports on Form 10-Q and Current Reports on Form 8-K that the Company has subsequently filed or may subsequently file with the SEC. In light of these risks, uncertainties and assumptions, the forward-looking events and circumstances discussed in this Presentation are inherently uncertain and may not occur, and actual results could differ materially and adversely from those anticipated or implied in the forward-looking statements. Accordingly, you should not rely upon forward-looking statements as predictions of future events. Jasper undertakes no obligation to update publicly or revise any forward-looking statements for any reason after the date of this Presentation or to conform these statements to actual results or to changes in Jasper’s expectations.

## Industry and Market Data

Certain data in this Presentation was obtained from various external sources, and neither the Company nor its affiliates, advisers or representatives has verified such data with independent sources. Accordingly, neither the Company nor any of its affiliates, advisers or representatives makes any representations as to the accuracy or completeness of that data or undertakes any obligation to update such data after the date of this Presentation. Such data involves risks and uncertainties and is subject to change based on various factors.

## Trademarks

The trademarks included herein are the property of the owners thereof and are used for reference purposes only. Such use should not be construed as an endorsement of the products or services of the Company.

# Today's agenda and presenters

Topic	Presenter	Title
Opening Remarks and Topline Summary	Ronald Martell	Chief Executive Officer
SPOTLIGHT Preliminary Results Summary	Edwin Tucker, MD, MRCP	Chief Medical Officer
Upcoming Milestones and Closing Remarks	Ronald Martell	Chief Executive Officer



Edwin Tucker, MD, MRCP

# SPOTLIGHT Preliminary Results Summary

# CIndU can be a severe & debilitating disease resulting in a major negative impact on quality of life

- Chronic inducible urticaria (CIndU) is a debilitating inflammatory condition of the skin with a specific trigger such as heat, cold, sunlight, rubbing or scratching the skin or tight clothing
- Mast cell degranulation, leading to the release of histamine and other inflammatory mediators, is the key driver of severe itching, hives and angioedema in CIndU patients
- CIndU patients **suffer both physically and psychologically**. Severe disease has a similar **negative impact on QoL** as other dermatologic diseases like plaque psoriasis
- Targeting the c-Kit receptor with briquilimab disrupts a critical survival on mast cells leading to mast cell apoptosis and disease resolution



# Phase 1b/2a SPOTLIGHT study of subcutaneous briquilimab in CIndU

Open-label, cold urticaria & symptomatic dermographism, single ascending dose study

## Screening/Eligibility

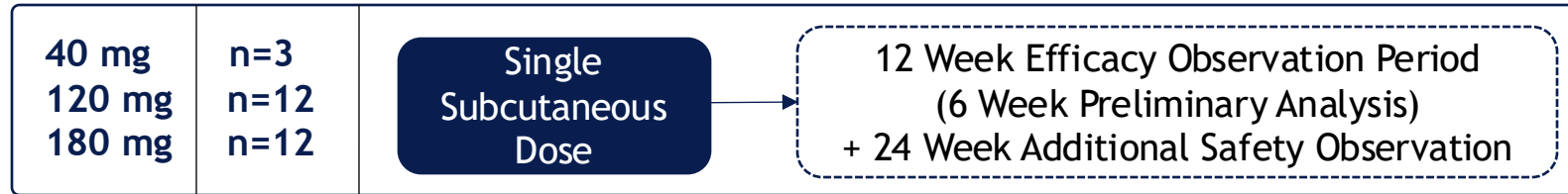
- Diagnosis of Cold Urticaria (ColdU) or Symptomatic Dermographism (SD) for  $\geq 3$  mos.
- H1-antihistamine-failed
- 18+ years

## Study Operations

- **Lead PI: Martin Metz, MD**
- 7 sites in the EU
- N = ~27
- 180mg enrollment upcoming

## Key Assessments

- **Provocation Test:** TempTest (ColdU), FricTest (SD)
- **Disease Scores:** UCT
- **Mast Cell Depletion & Recovery:** Serum Tryptase, Skin Biopsies
- **Safety:** TEAEs, SAEs




## Provocation Tests Used for Clinical Evaluation

*FricTest™ - Symptomatic Dermographism*

*CR - No response at Fric Level 4*

*PR -  $\geq 2$  pin improvement*



*TempTest™ - Cold Induced Urticaria*

*CR - Negative test at  $\leq 4^\circ\text{C}$*

*PR - Improvement by  $\geq 4^\circ\text{C}$*





# SPOTLIGHT Baseline Demographics

	Briquilimab 40mg (n=3)	Briquilimab 120mg (n=12)
Age (years), mean (SD)	35.3 (8.0)	46.4 (13.8)
Female, n (%)	1 (33%)	8 (67%)
Weight (kg), median (range)	86.0 (69-94)	99.0 (57-115)
Cold Urticaria, n	1	4
Symptomatic Dermographism, n	2	8
Baseline Provocation Threshold		
TempTest™ (°C), mean (range)	16.0 (16-16)	20.8 (15-27)
FricTest™ (Pin Count), mean (range)	3.5 (3-4)	3.9 (3-4)
Urticaria Control Test (UCT) score, mean (SD)	3.7 (2.5)	6.3 (3.3)
Tryptase (ng/ml), mean (range)	4.7 (4.1-5.3)	7.6 (3.6-25.7)

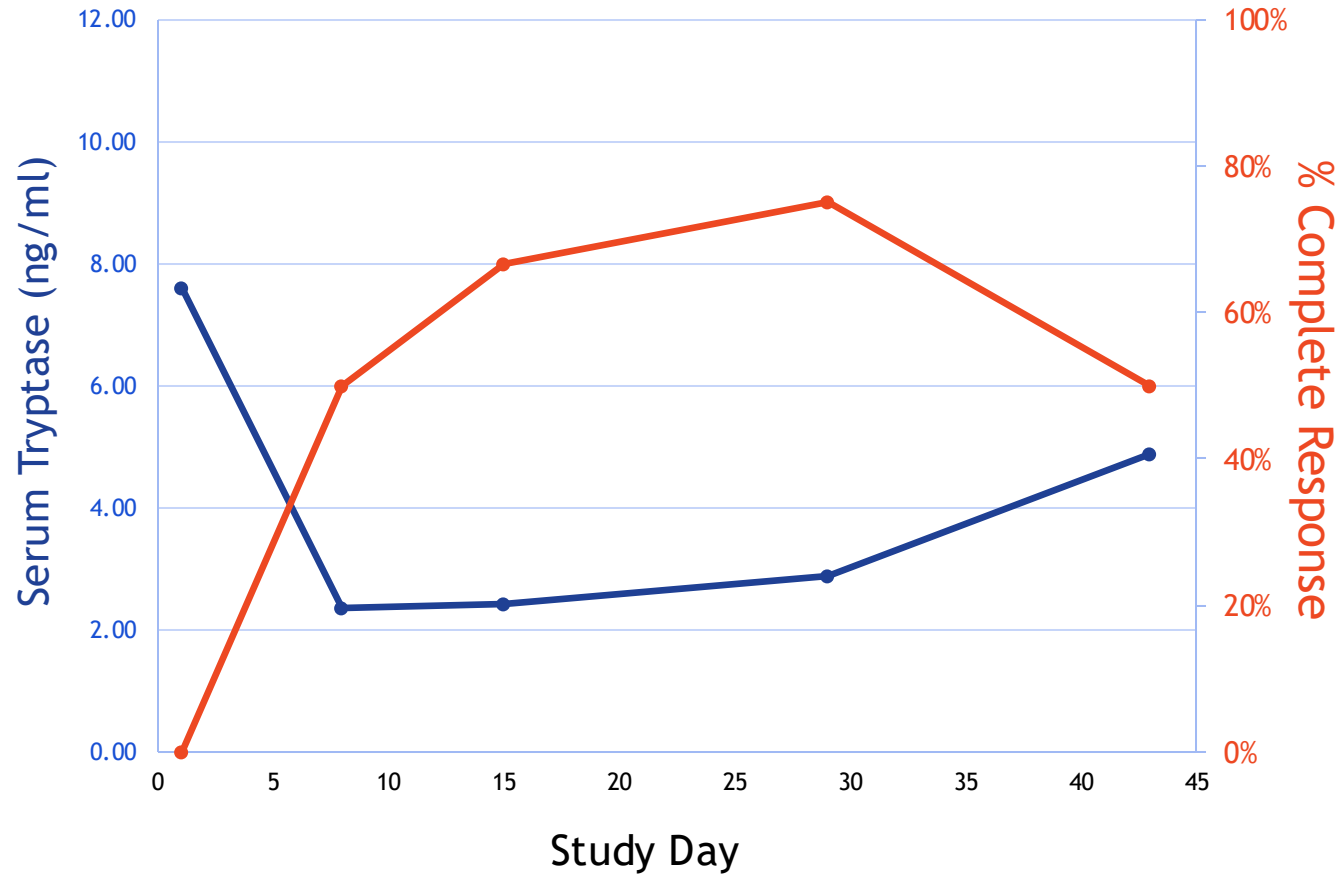
# SPOTLIGHT 6 Week Efficacy Evaluation

Briquilimab 120mg single dose achieved 83% (10 of 12) complete response

	Briquilimab 40mg (n=3)	Briquilimab 120mg (n=12)	Briquilimab All doses (n=15)
Complete Response, n (%)	1 (33%)	10 (83%)	11 (73%)
ColdU, n	0	3	3
Symptomatic Dermographism, n	1	7	8
Partial Response, n (%)	2 (66%)	1 (8%)	3 (20%)
ColdU, n	1	0	1
Symptomatic Dermographism, n	1	1	2
Complete or Partial Response at any time, n (%)	3 (100%)	11 (92%)	14 (93%)



# SPOTLIGHT: Complete response and serum tryptase through 6 weeks with briquilimab 120mg (n=12)



- 11 of 12 patients achieved either Complete or Partial Response at Day 15
- 6 Complete Responses and 1 Partial Response at Day 43, durability assessment ongoing
- 10 of 12 patients achieved UCT score of 16 (complete control) or 12-15 (well controlled) at Day 29

# SPOTLIGHT safety and tolerability

	Briquilimab 40mg (n=3)	Briquilimab 120mg (n=12)
Any adverse event*	2**	10***
Any serious adverse event	0	0
Hypersensitivity reaction	0	0
Any adverse event leading to discontinuation	0	0
Adverse event leading to death	0	0
Adverse event $\geq$ grade 3	0	0

\*AEs occurring in  $\geq 2$  participants: fatigue, dizziness, headache, nasopharyngitis, blood CK increased, diarrhea, muscle tightness, nausea

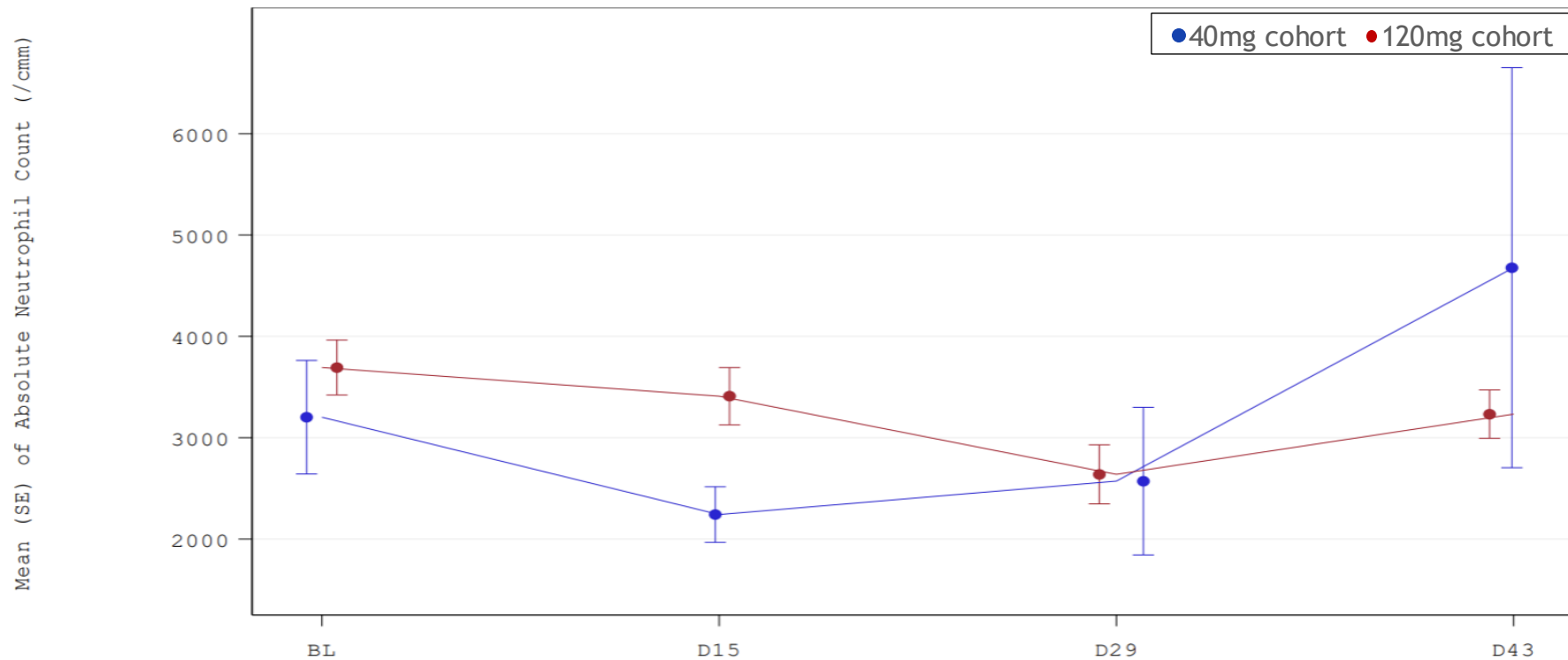
\*\*AE report of Grade 1 neutropenia at Day 94, ANC 1825, resolved by Day 164

\*\*\*AE report of Grade 1 neutrophil decreased at Day 29, ANC 1570, resolved by next measurement, Day 39

# SPOTLIGHT Absolute Neutrophil Count

No ANC values observed below 1500 and no association with infection

Figure AD\_F0007. Mean (SE) of Absolute Neutrophil Count (/cmm) over Visit by Cohort (up to Week 6 (Day 43))  
Safety Analysis Set

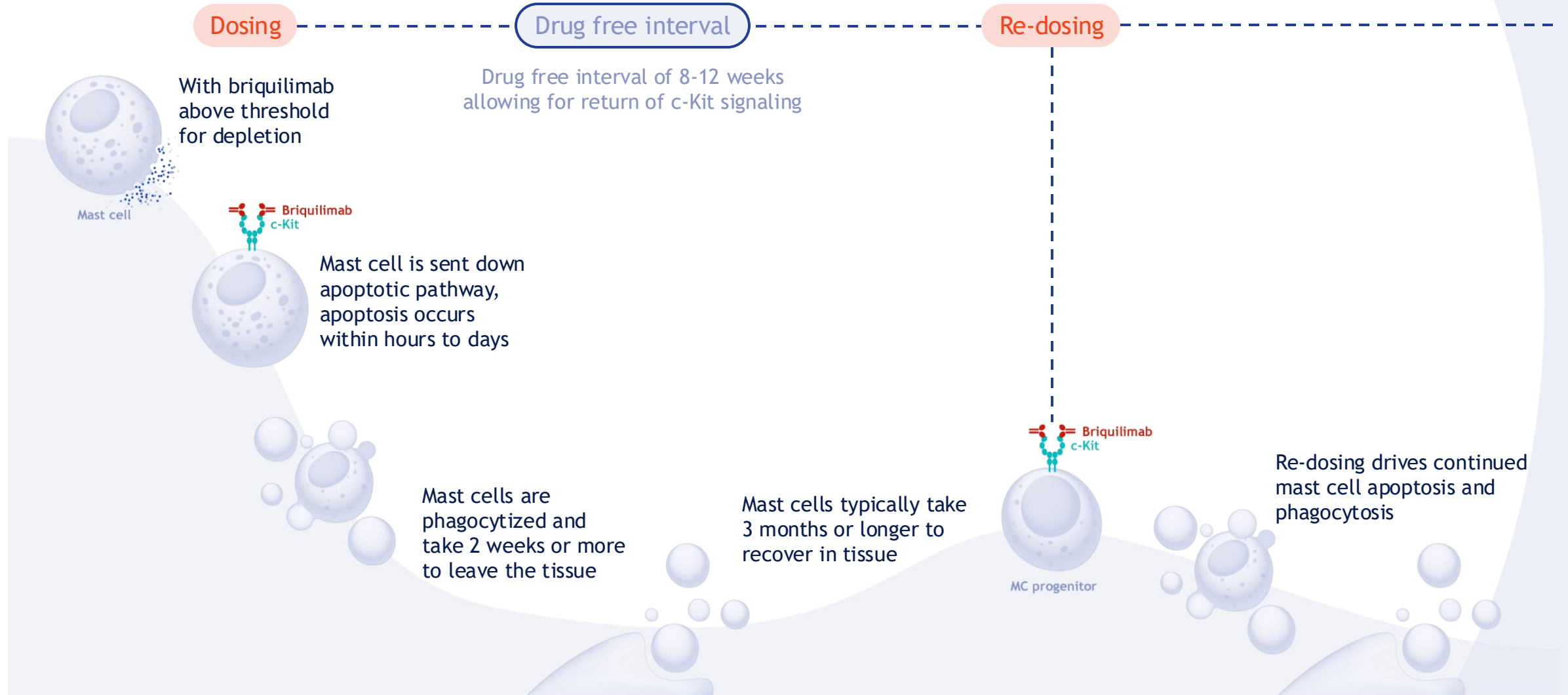




Ronald Martell

# Upcoming Milestones and Closing Remarks

# Positive preliminary SPOTLIGHT results demonstrate robust clinical activity and support optimal biologic dosing to minimize unwanted effects of c-Kit inhibition

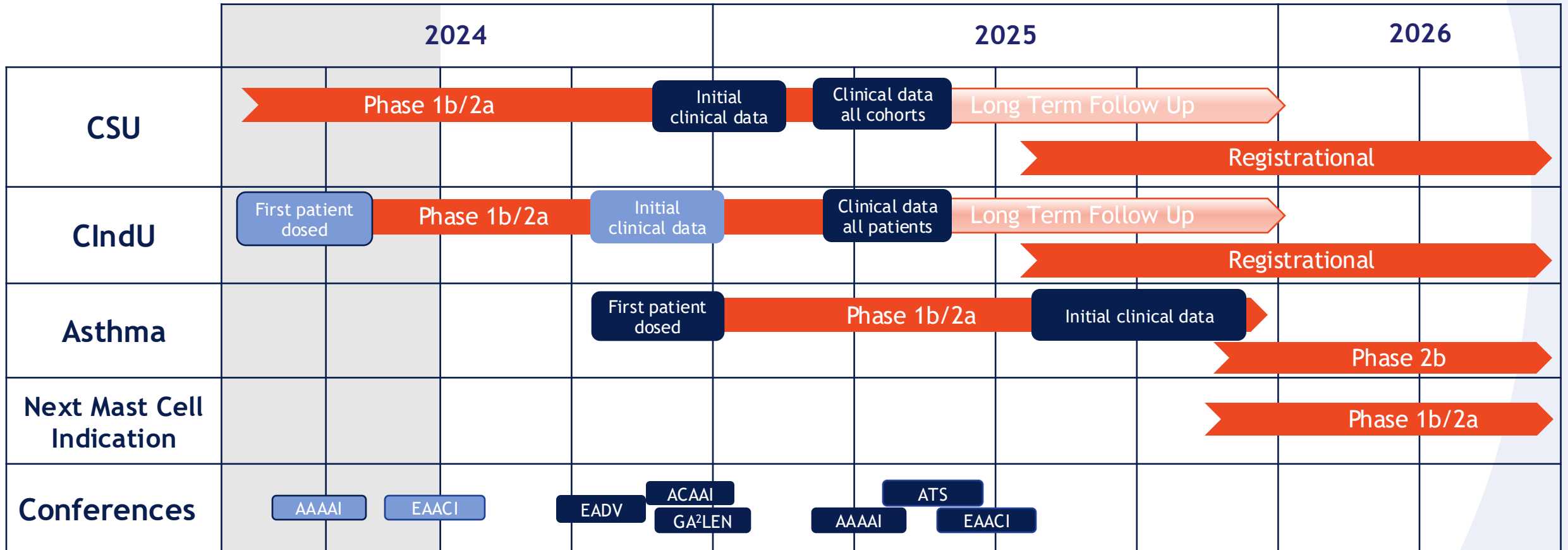


# SPOTLIGHT and BEACON Study Updates

- 180mg SPOTLIGHT cohort cleared by EU regulatory authorities
  - Enrollment to begin soon
  - Full data expected in the first half of 2025
- BEACON study data will be presented week of Jan 6<sup>th</sup>, 2025
  - Both 180mg Q8W and 240mg single dose cohorts fully enrolled
  - Data release to include 180mg Q8W and 240mg cohorts

# Key Briquilimab Mast Cell Franchise Milestones

■ = Completed  
■ = Future events/milestones





# Closing Remarks

- Briquilimab demonstrated exceptional efficacy
  - 93% (14/15) of patients achieving clinical benefit
  - 83% (10/12) of 120mg patients reaching a complete response
- Briquilimab achieved rapid reduction of tryptase and disease control with 92% (11/12) 120mg patients reaching a CR or PR at day 15
- Briquilimab was well tolerated with no SAEs, no AEs of Grade 3 or higher, no AEs of anemia and no skin or hair color changes
- Full SPOTLIGHT study results, including 180mg cohort, to be presented in 1<sup>st</sup> half of 2025
- These results demonstrate briquilimab's potential for optimal biologic dosing to balance efficacy and safety in mast cell driven diseases
- Thank you to the patients and trial investigators who support Jasper's clinical studies

October 14, 2024



# Jasper Therapeutics: Preliminary SPOTLIGHT Results

NASDAQ: JSPR